

INTERNET

Quick Start Guide

(No Contact or Tech Assisted)



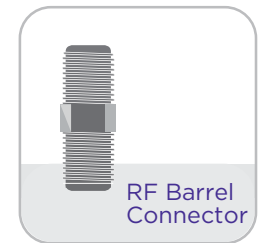







LET'S GET STARTED!

Welcome to BLAZING FAST High-Speed Internet. Use this step-by-step guide to get you connected today.



WHAT'S INSIDE



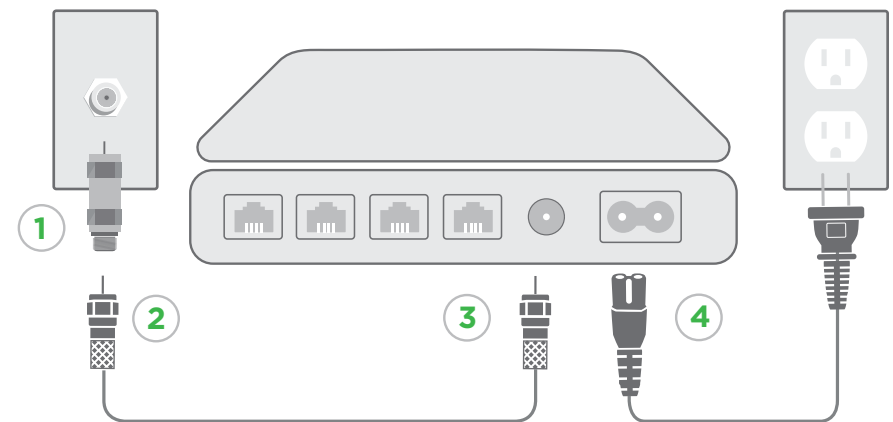
Your MoCA filter is an important part of your network security and must be installed.



CONNECTING YOUR MODEM

Connect the MoCA filter to the cable outlet ① and to either end of the coax cable ②. Then connect the other end of the coax cable to the modem ③.

Plug the power cord into an electrical outlet and the other end into the modem ④. Allow 30 seconds for the modem to power up before continuing to Step B.



ACTIVATING YOUR MODEM

After you connect your modem, call **1.800.427.8686** and follow the prompts.

Unplug your modem and turn off the computer. Wait 30 seconds, plug the modem back in and turn the computer back on. This step will ensure you obtain optimum modem service.

NOTE: If no action is taken after 5 days from receipt of your equipment, you will be billed for your newly issued equipment.

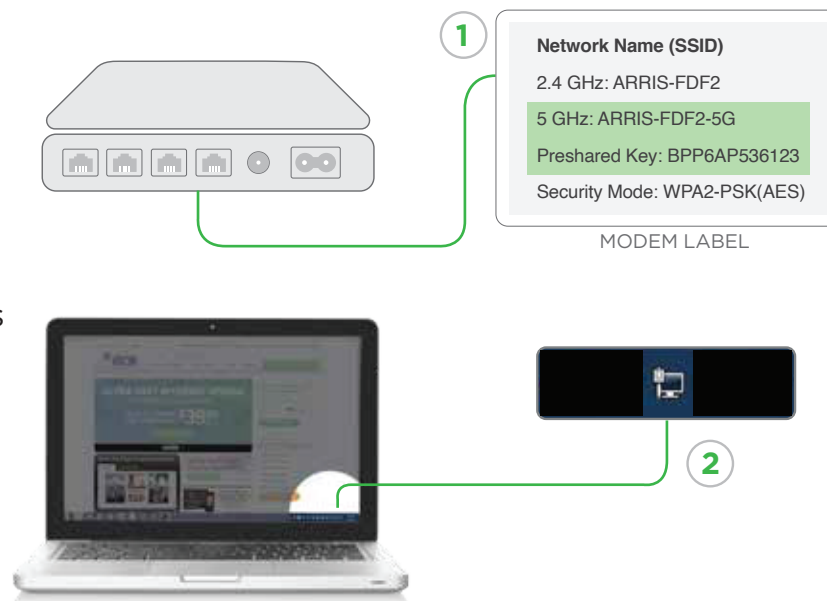
WIRELESS SET-UP

Your modem has wireless capabilities. To enable a device in your home such as a laptop or tablet, please follow these steps:

Collect ① the following information from the bottom of your modem:

- **Network Name (SSID):** This is the name of the wireless network(s) available. We recommend using the information listed after 5.0GHz on the label, but you may connect to either one.
- **Preshared Key:** This is the password you'll need.

Open wireless settings on your computer and click on the wireless network that has the same SSID as the bottom of the modem and enter the Pre-shared (encryption) Key ②.



If you have any questions with your installation, please go to astound.com/support or call **1.800.427.8686**.

Our customer pledge is simple:

we're committed to putting you first in everything we do.

- 24/7 customer service
- We will do what we say we're going to do
- 30-Day money back guarantee
- On-time Guarantee
- Easy to understand bill
- No mandatory contracts
- We'll make every effort to resolve your issue the first time

If you have any questions with your installation, please go to **astound.com/support** or call **1.800.427.8686**.

